

## **SUPPORTING DATA**

# Massachusetts School and District Profiles

## Millis

### Millis - 2011 Accountability Data

District: Millis (01870000)  
 Title I District: Yes  
 Accountability & Assistance Level: Level 2

### 2011 Adequate Yearly Progress (AYP) Data - Summary

Summary Data | [Detailed Data](#)

	<a href="#">NCLB Accountability Status</a>	<a href="#">Improvement Rating</a>
<b>ENGLISH LANGUAGE ARTS</b>	No Status	On Target
<b>MATHEMATICS</b>	No Status	No Change

A district is newly identified for improvement if it fails to make AYP in the same subject area and all grade-spans, for students in the aggregate or any subgroup, for two consecutive years. A district will have no accountability status if it makes AYP in the same subject area for at least one grade-span for two consecutive years.

ENGLISH LANGUAGE ARTS					
Grade Spans		2009	2010	2011	2011 Subgroups Not Making AYP
Grades 3-5	Aggregate	Yes	Yes	No	White -Special Education -Low Income -
	All Subgroups	No	No	No	
Grades 6-8	Aggregate	Yes	Yes	Yes	Special Education -Low Income -
	All Subgroups	Yes	No	No	
Grades 9-12	Aggregate	Yes	Yes	Yes	
	All Subgroups	Yes	Yes	Yes	

MATHEMATICS					
Grade Spans		2009	2010	2011	2011 Subgroups Not Making AYP
Grades 3-5	Aggregate	Yes	Yes	No	White -Special Education -Low Income -
	All Subgroups	No	No	No	
Grades 6-8	Aggregate	No	No	No	White -Special Education -Low Income -
	All Subgroups	No	No	No	
Grades 9-12	Aggregate	Yes	Yes	Yes	
	All Subgroups	Yes	Yes	Yes	

Adequate Yearly Progress History										NCLB Accountability Status	
		2004	2005	2006	2007	2008	2009	2010	2011		
ELA	Aggregate	Yes	Yes	Yes	Yes	Yes	Yes	Yes	Yes	No Status	
	All Subgroups	No	No	Yes	Yes	Yes	Yes	Yes	Yes		
MATH	Aggregate	Yes	Yes	Yes	Yes	Yes	Yes	Yes	Yes	No Status	
	All Subgroups	No	No	Yes	Yes	Yes	Yes	Yes	Yes		

[2011 Glossary of AYP Reporting Terms \(pop-up window\)](#)

[2011 AYP Explanatory Materials](#)

# Massachusetts School and District Profiles

## Millis

### Enrollment Data

Race	% of District	% of State
African American	1.0	8.3
Asian	2.3	5.7
Hispanic	2.9	16.1
Native American	0.6	0.2
White	90.8	67.0
Native Hawaiian, Pacific Islander	0.2	0.1
Multi-Race, Non-Hispanic	2.2	2.5

	District	State
Male	755	488,736
Female	697	464,633
Total	1,452	953,369

	PK	K	1	2	3	4	5	6	7	8	9	10	11	12	SP	CT	Total
Clyde F. Brown	70	100	114	114	119	122	0	0	0	0	0	0	0	0	0	-	639
Millis High School	0	0	0	0	0	0	0	0	0	0	103	104	85	87	0	-	379
Millis Middle	0	0	0	0	0	0	99	124	98	113	0	0	0	0	0	-	434
District	70	100	114	114	119	122	99	124	98	113	103	104	85	87	0	-	1,452

# Massachusetts School and District Profiles

## Millis

### Selected Populations (2011-12)

Title	% of District	% of State
First Language not English	0.8	16.7
Limited English Proficient	0.3	7.3
Low-income	16.6	35.2
Special Education	13.7	17.0
Free Lunch	14.4	30.4
Reduced Lunch	2.2	4.8

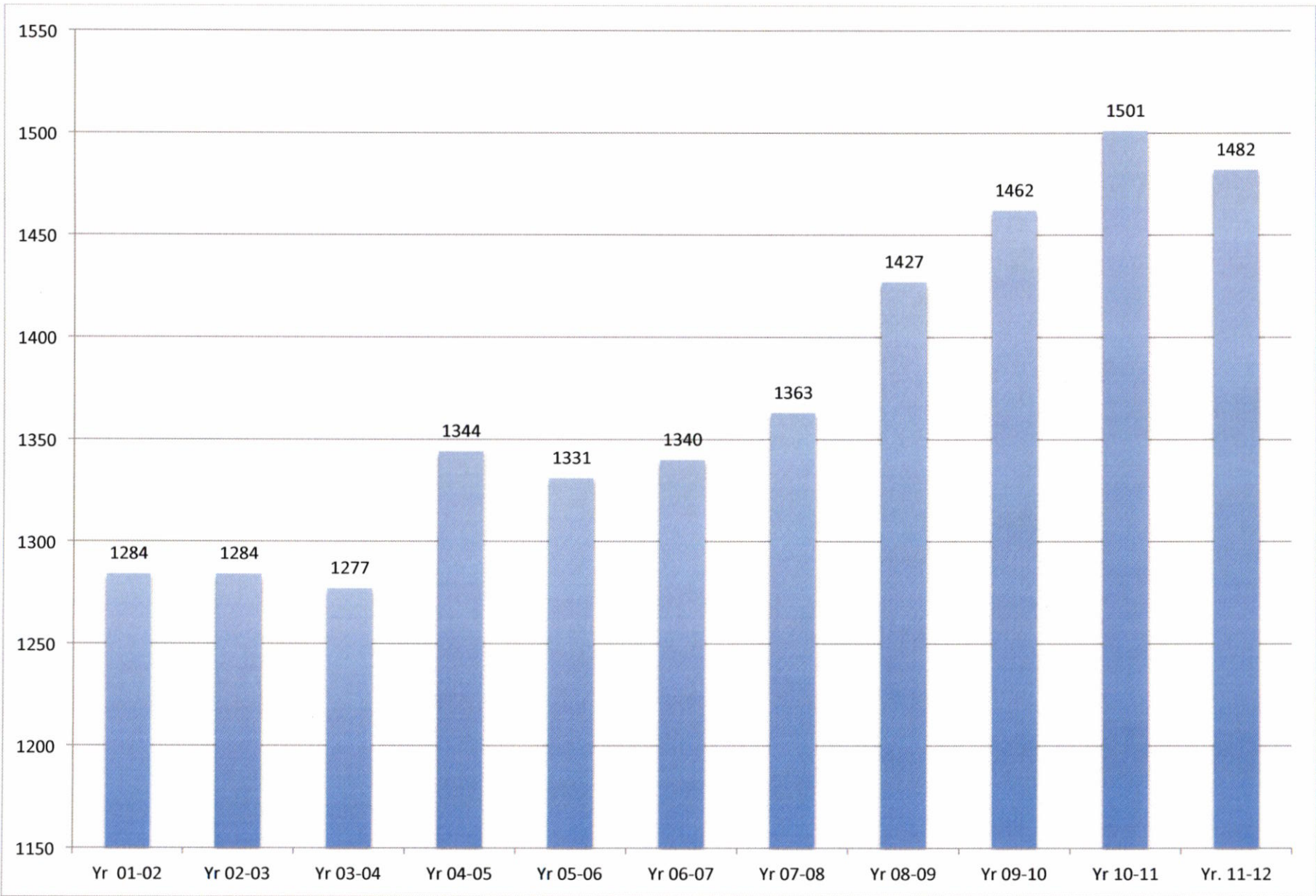
# Massachusetts School and District Profiles

## Millis

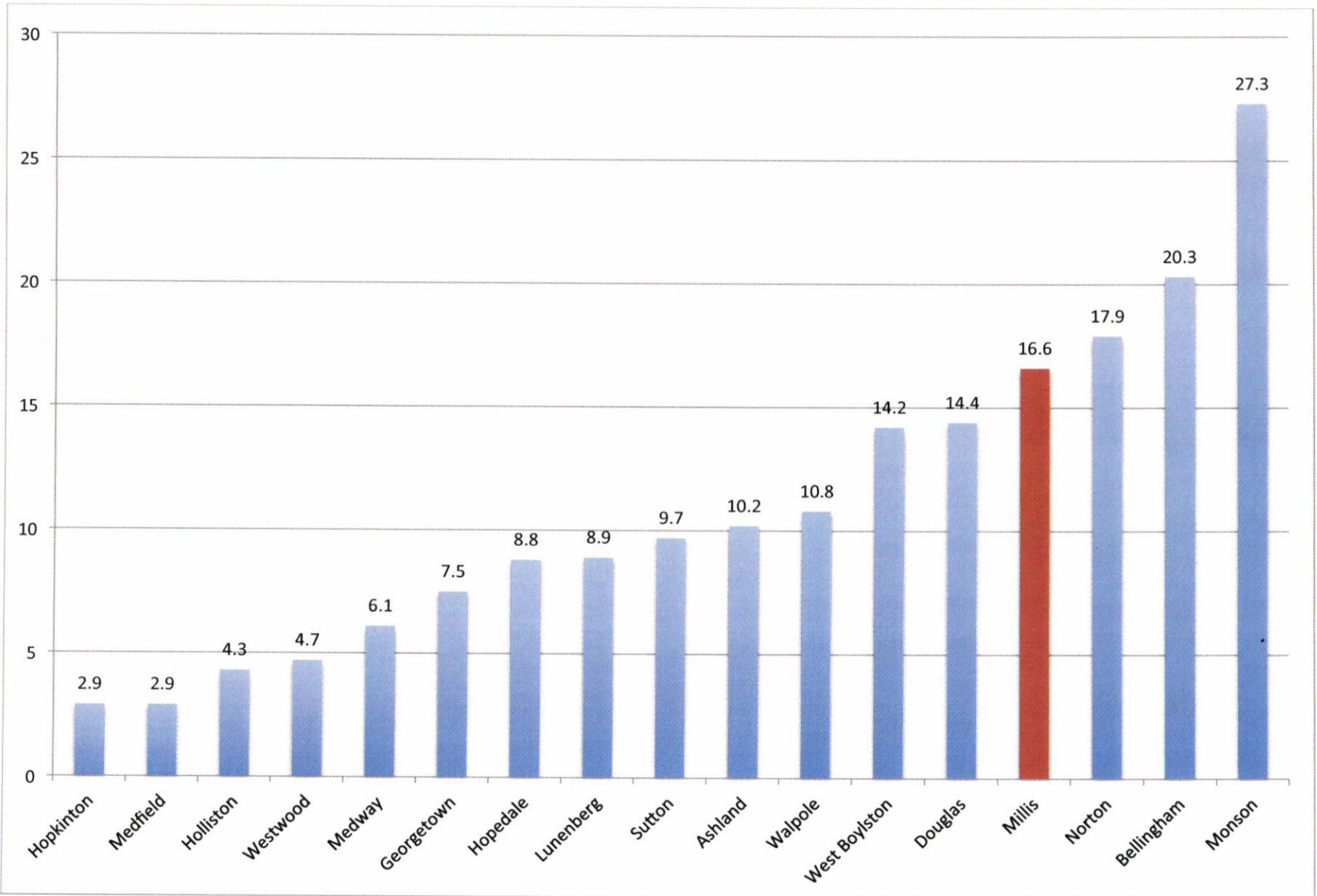
### Teacher Data (2010-11)

	District	State
Total # of Teachers	89.7	68,754.2
% of Teachers Licensed in Teaching Assignment	98.3	97.5
Total # of Classes in Core Academic Areas	453	335,925
% of Core Academic Classes Taught by Teachers Who are Highly Qualified	98.9	97.7
Student/Teacher Ratio	16.3 to 1	13.9 to 1

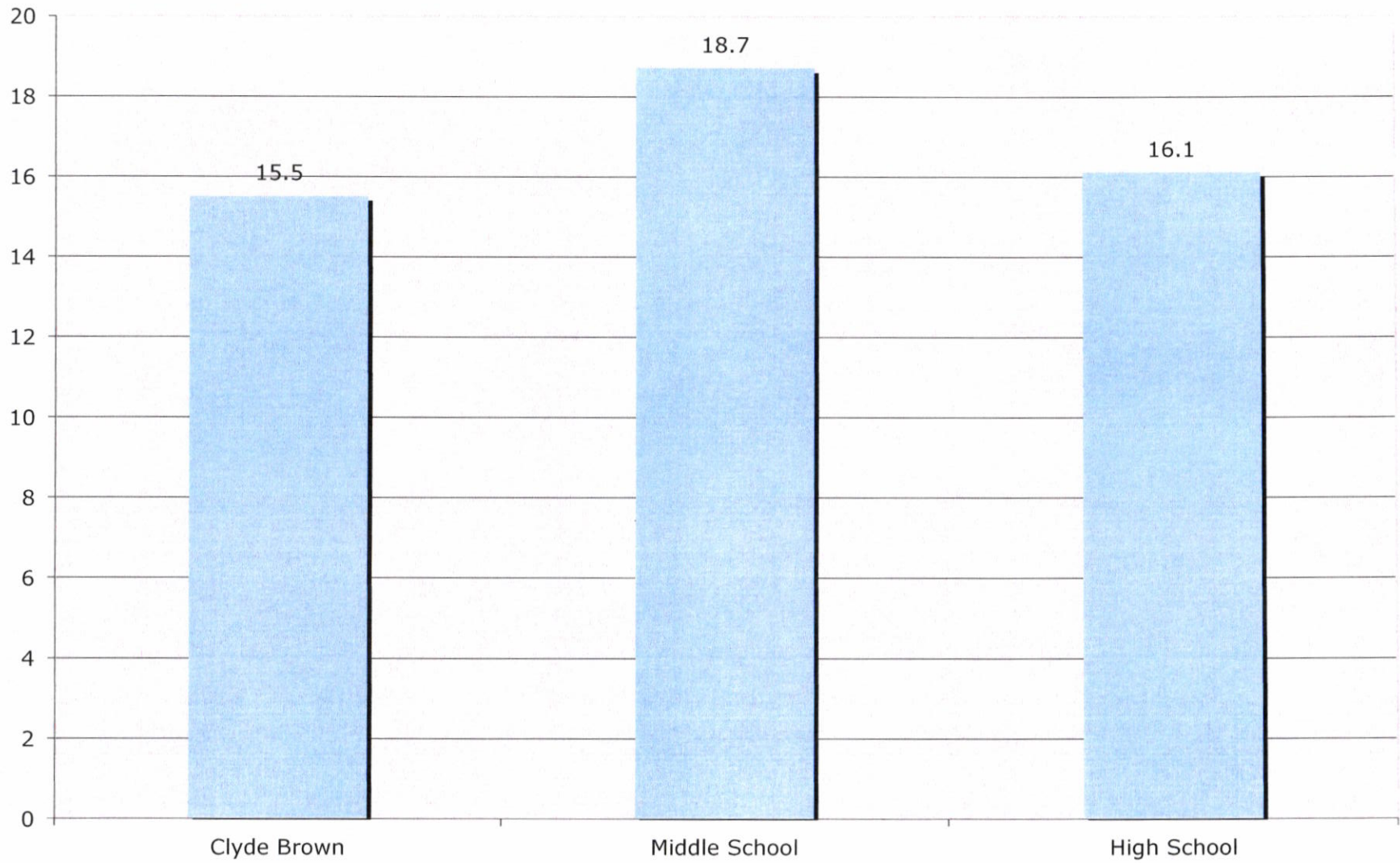
Millis Enrollment 2001-2012 (Includes Out of District)



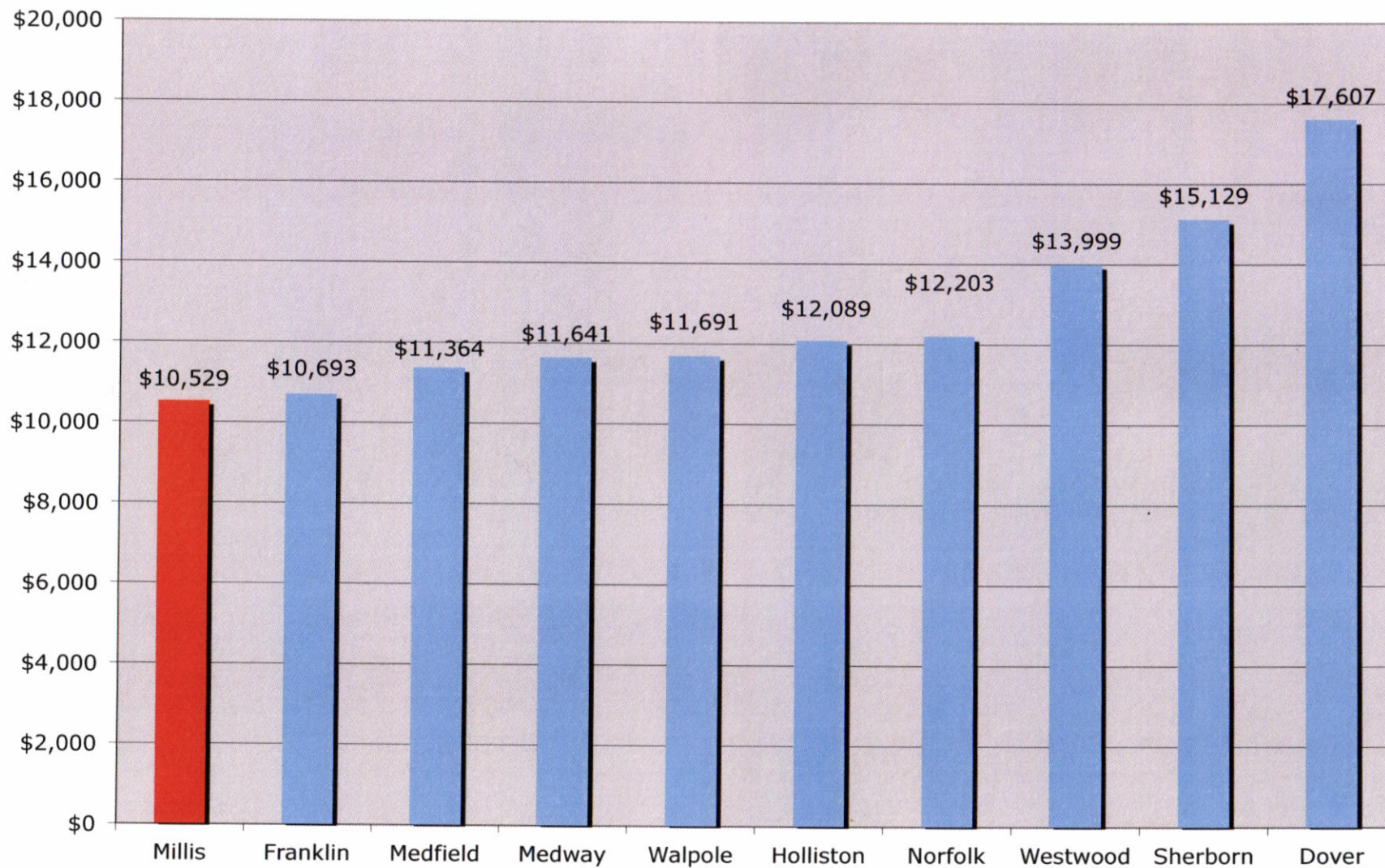
# % Low Income per District 2011-2012



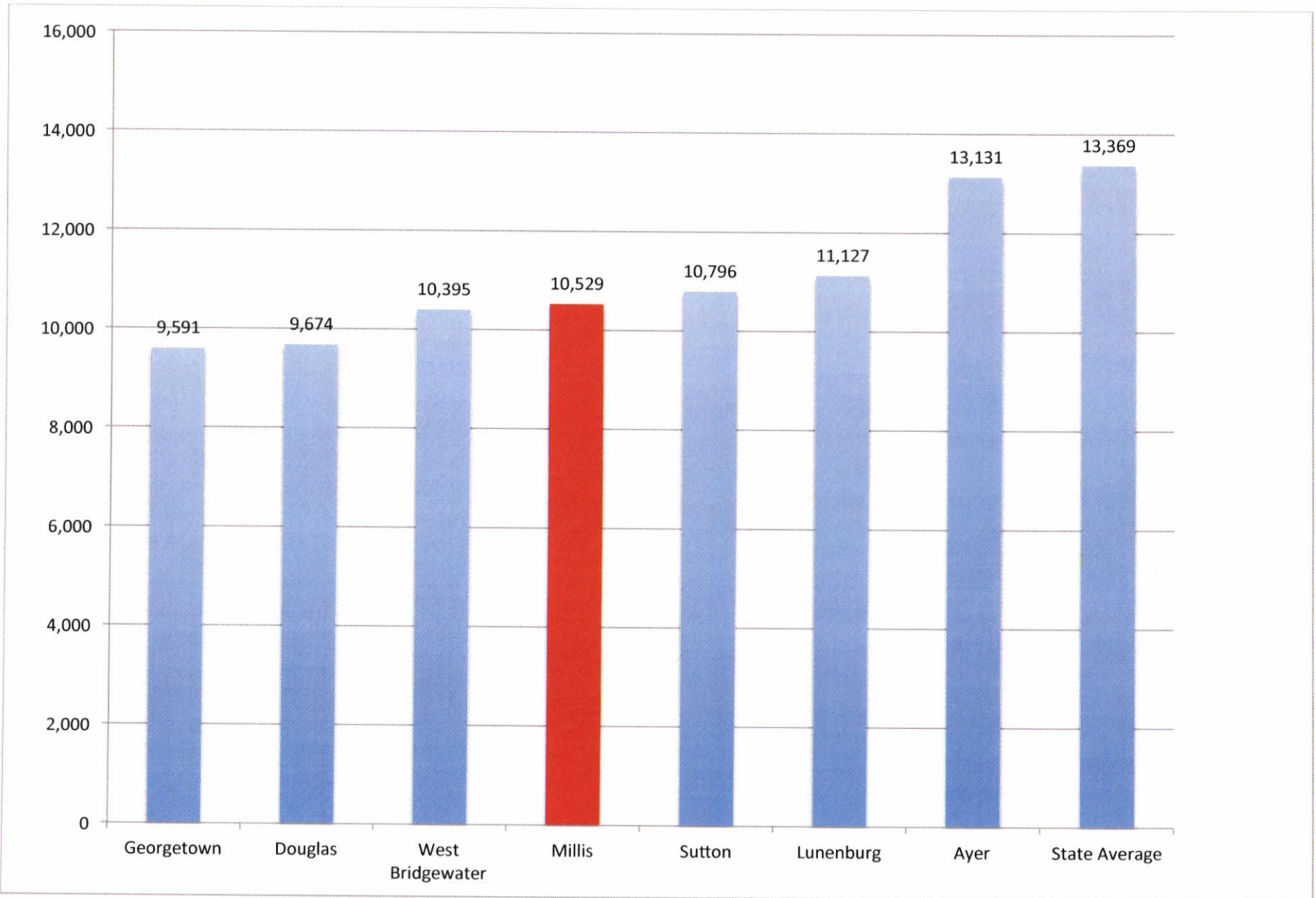
**% of Millis Students - Low Income 2011-2012**



Per Pupil Expenditures FY11

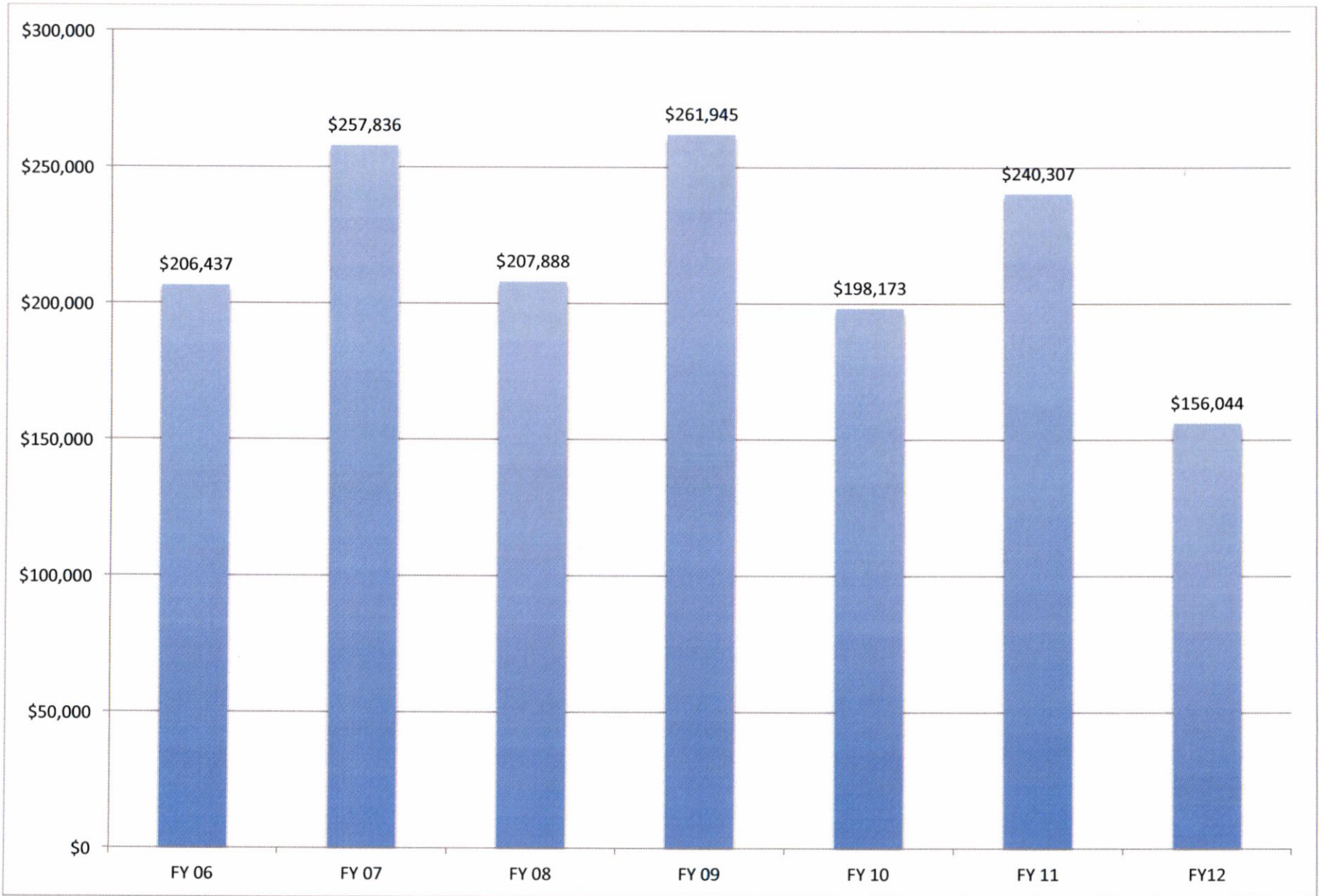


Comparable Towns Per Pupil Expenditures FY11

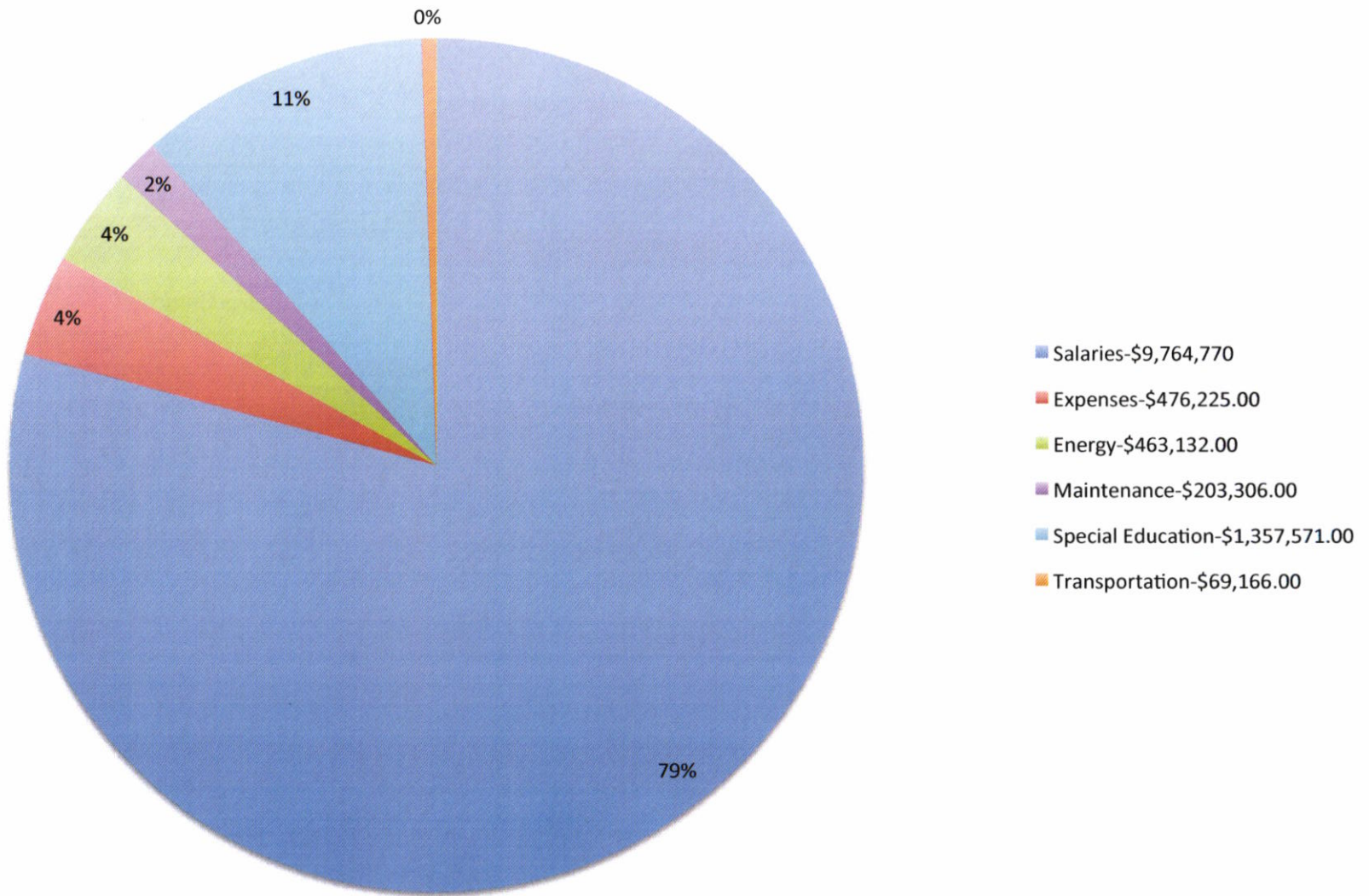




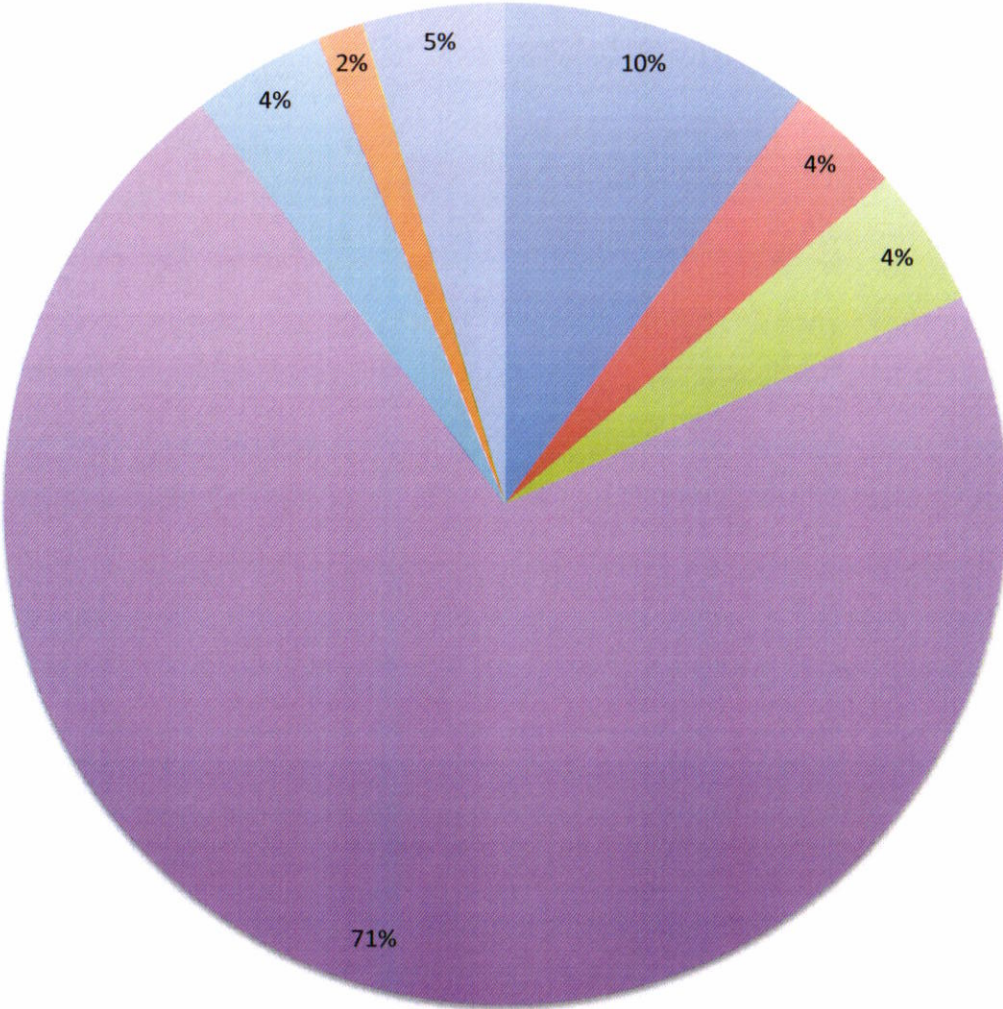
Circuit Breaker 06-12



FY13 Proposed Budget total \$12,334,170.00

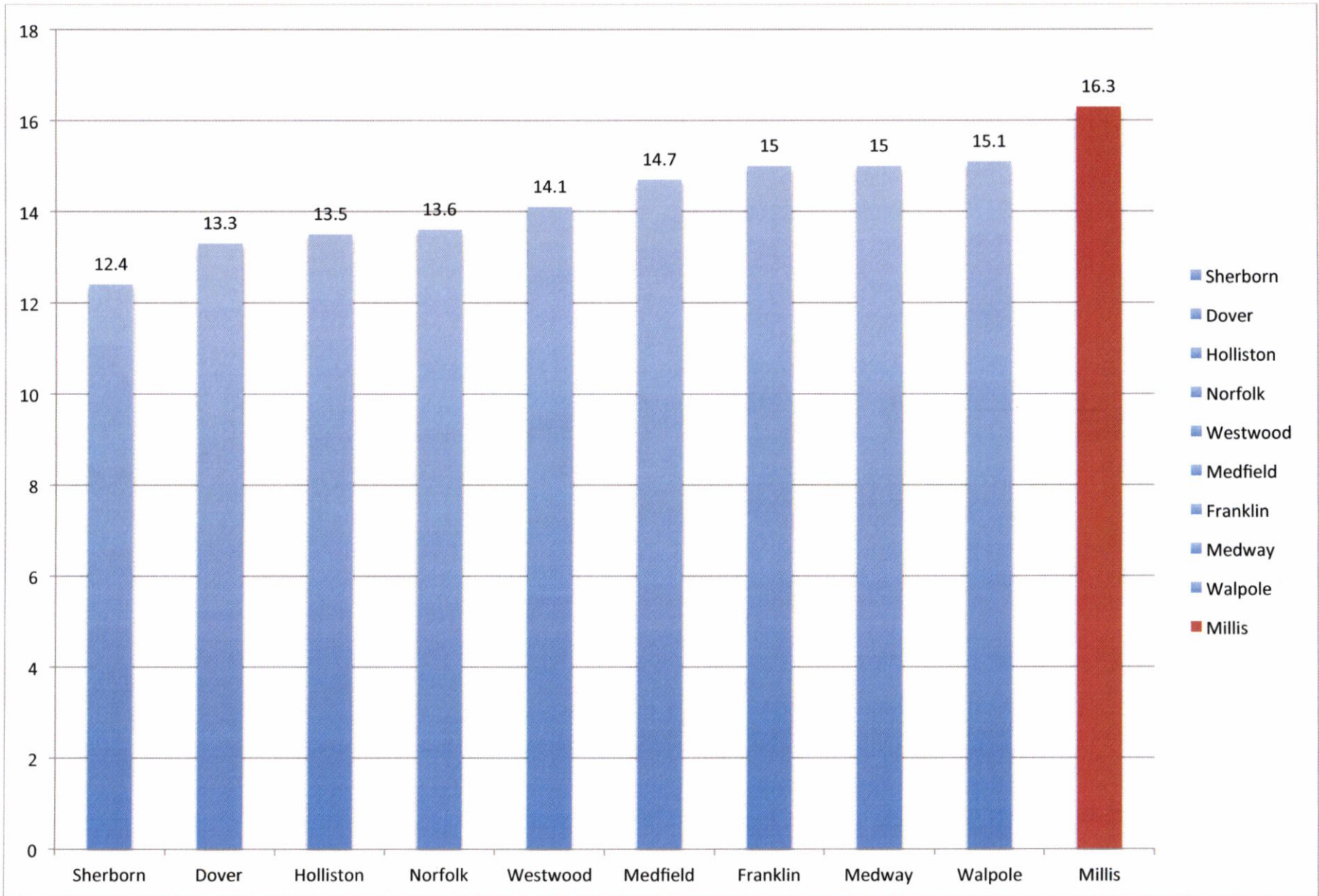


FY13 Proposed Salary Distribution of \$9,764,770.00



- Administration-\$980,427.00
- Clerks/Secretaries-\$366,196.00
- Maintenance-\$436,650.00
- Teachers-\$6,967,716.00
- Aides/Tutors-\$418,650.00
- Coaches/Activity Leaders-\$147,049.00
- Transportation-\$448,082.00

FY11 Teacher-Student Ratio



MILLIS PUBLIC SCHOOLS FY 2013 BUDGET

SUMMARY OF SALARIES	FY09 ACTUALS	FY10	FY10 ACTUALS	FY11	FY11 ACTUALS	FY12	FY12 ACTUALS	FY13
DISTRICT BUDGET	2,009,614	2,206,511	1,945,991	2,421,200	2,325,407	2,582,571		2,628,191
CLYDE BROWN BUDGET	2,668,582	2,482,809	2,708,142	2,618,334	2,609,283	2,570,591		2,783,067
MIDDLE SCHOOL BUDGET	2,022,846	1,881,021	1,969,800	1,977,973	1,974,076	2,063,840		2,221,786
HIGH SCHOOL BUDGET	1,537,128	1,581,538	1,549,938	1,646,680	1,717,962	1,869,307		1,984,677
STUDENT ACTIVITY SALARIES	156,232	171,029	166,007	166,243	165,767	141,424		147,049
<b>TOTAL LOCAL SALARIES</b>	<b>8,394,402</b>	<b>8,322,908</b>	<b>8,339,878</b>	<b>8,830,430</b>	<b>8,792,495</b>	<b>9,227,733</b>	<b>0</b>	<b>9,764,770</b>
<b>SUMMARY OF EXPENSES</b>								
CENTRAL OFFICE	46,381	75,487	79,868	73,487	50,903	74,937	0	74,937
ELEMENTARY SCHOOL	56,405	52,669	61,546	52,669	113,904	48,707		48,707
MIDDLE SCHOOL	41,515	40,552	50,524	40,552	44,524	36,363		36,363
HIGH SCHOOL	46,261	53,822	49,722	53,822	53,186	49,890		49,890
TECHNOLOGY/COMPUTERS	74,351	100,889	113,957	84,536	122,159	71,226		104,597
OTHER EXPENSES	142,833	98,200	74,890	92,400	67,912	78,708		78,708
STUDENT ATHLETICS	37,724	34,607	39,560	34,607	43,204	36,349		36,349
PUPIL PERSONNEL	3,001	6,456	6,330	45,013	13,457	41,562		41,562
SPECIAL EDUCATION	1,101,431	1,165,186	1,208,529	1,175,186	1,252,086	1,327,571		1,357,571
MEDICAL SERVICES	7,263	5,011	5,804	5,011	4,599	5,112		5,112
TRANSPORTATION	72,026	47,480	65,267	54,480	60,575	69,166		69,166
MAINTENANCE	192,680	214,025	218,399	214,025	211,109	203,306		203,306
UTILITIES	422,439	468,320	371,338	445,320	371,425	463,132		463,132
<b>TOTAL LOCAL EXPENSES</b>	<b>2,244,310</b>	<b>2,362,704</b>	<b>2,345,734</b>	<b>2,371,108</b>	<b>2,409,043</b>	<b>2,506,029</b>	<b>0</b>	<b>2,569,400</b>
RETURNED TO TOWN - UTILITY SAVINGS					25,000			
RETURNED TO TOWN - 9C CUTS	46,900			0				
REQ FOR PROG CHANGES / INCREASES								
<b>GRAND TOTAL REQUEST</b>	<b>10,638,712</b>	<b>10,685,612</b>	<b>10,685,612</b>	<b>11,201,538</b>	<b>11,176,538</b>	<b>11,733,762</b>	<b>0</b>	<b>12,334,170</b>
				<b>108,000</b>				
				ARRA return				
<b>TOTAL - ITEMS ELIMINATED IN FY 03</b>								